

Greater Ozarks Audubon Society



2017 Springfield Christmas Bird Count Summary

Greater Ozarks Audubon Society

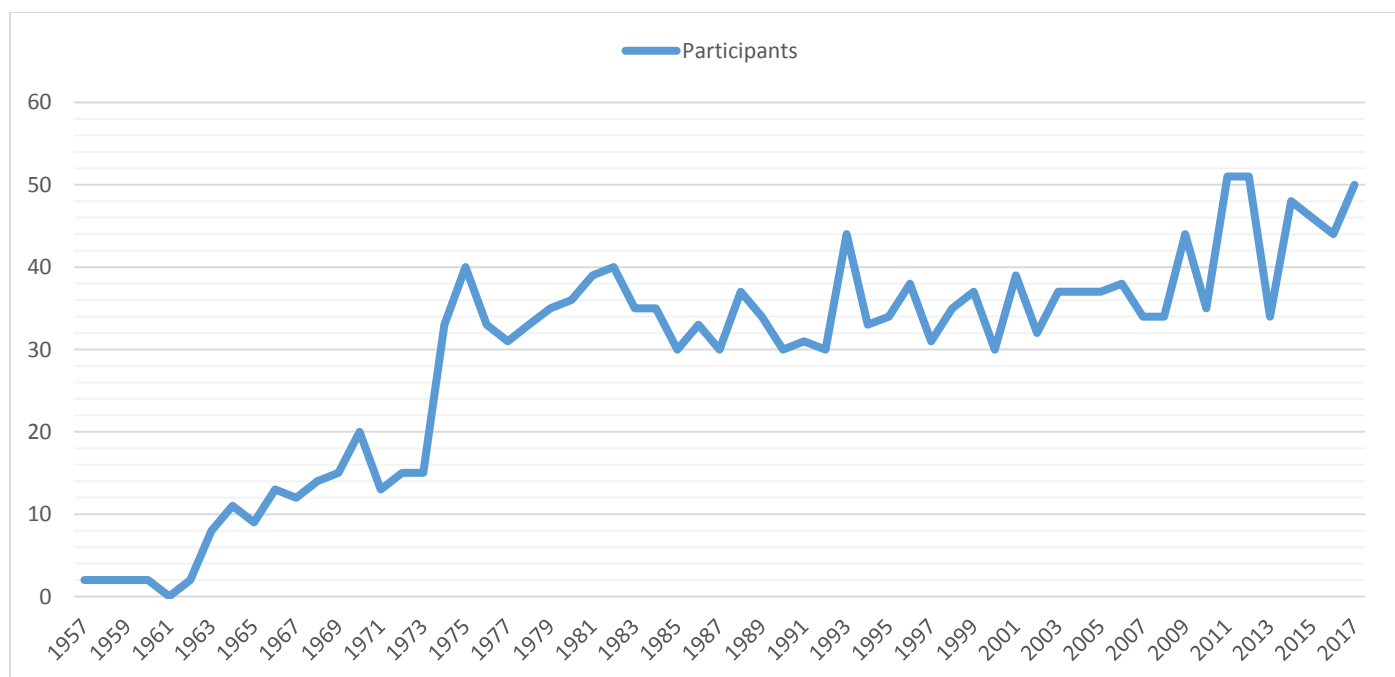
61st Springfield Christmas Bird Count Summary

December 16, 2017

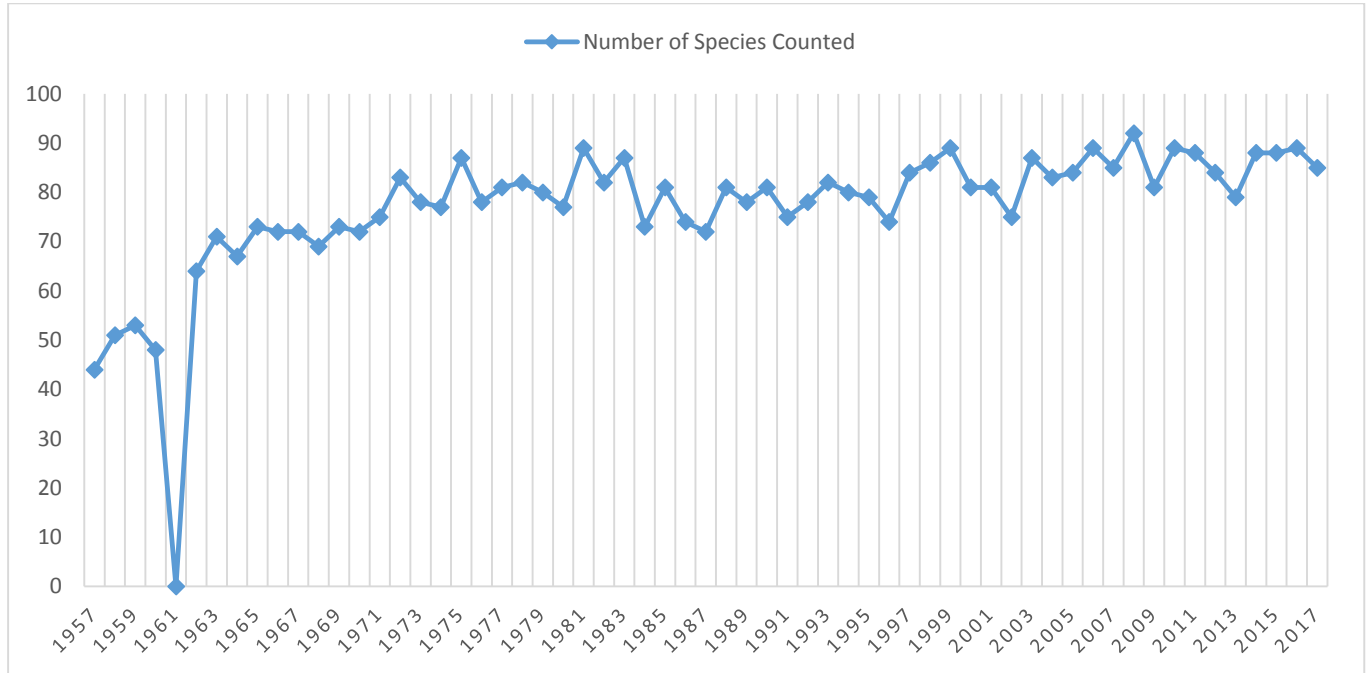
Thanks to all our counters for another great year.

Participants: 50 up from 44 in 2016; **bold type indicated section leaders**

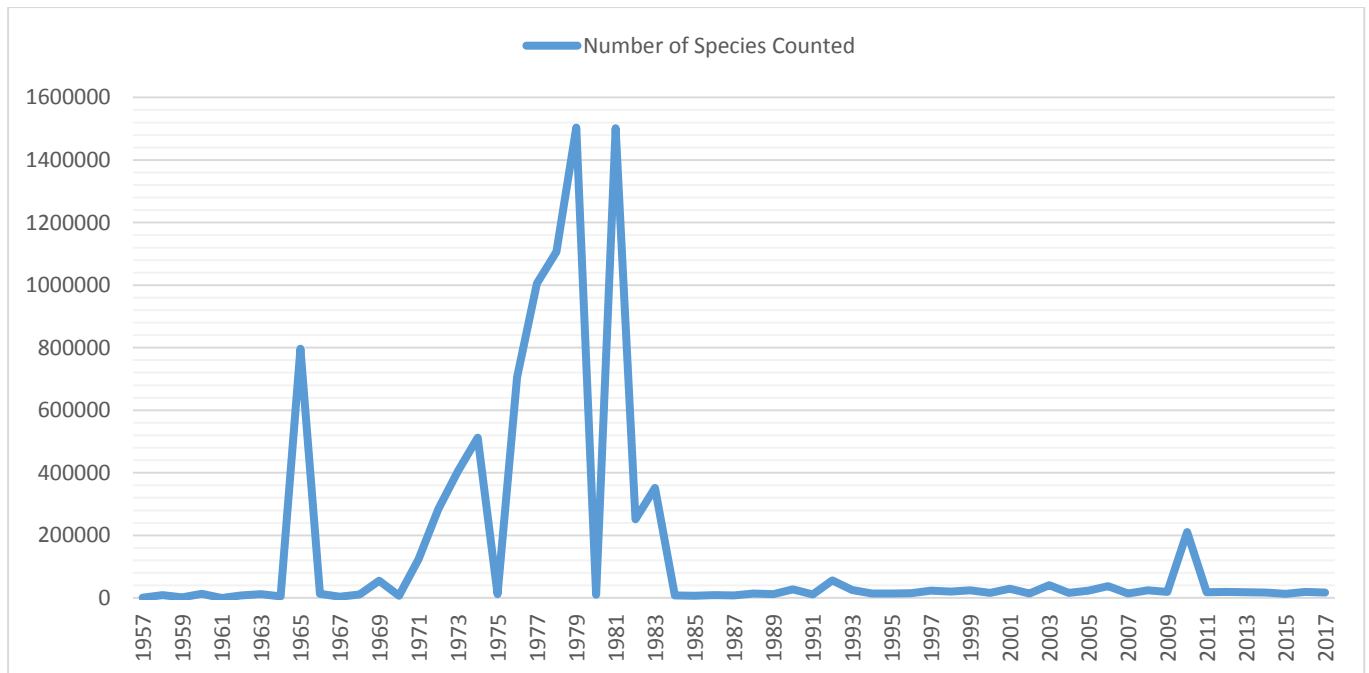
Participants included: **Greg Samuel**, Laura Samuel, **Lisa Berger**, Lorie Breidenstein, **Dave Catlin**, Ann Catlin, Bo Brown, **Jill Hays**, Beth Perine, Andrea Taylor, Wendy Vit, **Steve Martin**, Debbie Martin, **Dorothy Thurman**, Kathleen Cowens, Jean Baker, Natalie Rekittke, **Janice Greene**, Trevor Keckler, Amy Greene, Stephanie Greene, Brian Greene, **Myra Scroggs**, Steve Scroggs, Zelda Ellison, Mary Murphy, **Greg Swick**, Brooke Widmar, **Kendell Loyd**, Klee Bruce, Anna Skalicky, Michelle Skalicky, Samantha Kendall, **Marilyn Owens**, Mary Sturdevant, Penny Robertson, Wes Robertson, **Jackie West**, Eric McMiller, **Dean Rising**, **Dan Liles**, Ann Liles, Betty Johnson, Becky Swearingen, Lisa Zellers, **Sue Schuble**, Linda Dollar, Charley Burwick, Bob Rainey, & Richard Locke



**2017 Total Species Recorded:
85 down from 89 in 2016 (88 Counting the Count Week Bird)**

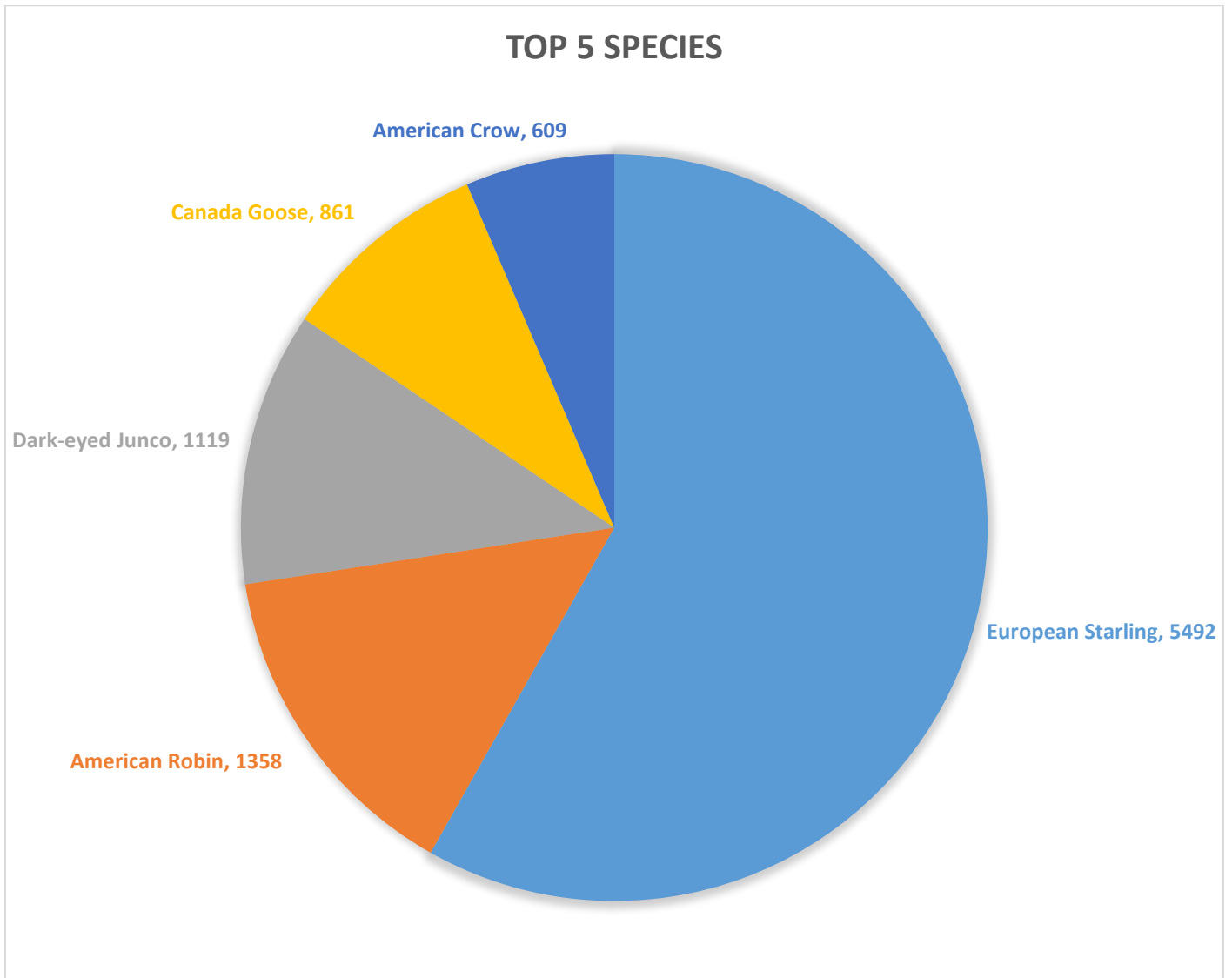


**2017 Total Individuals Recorded:
17,543 down from 19,334 in 2016**



2017 Top 5 Species making up 51% of the birds counted

1. European Starling 5,492 individuals
2. American Robin 1,358 individuals
3. Dark-eyed Junco 1,119 individuals
4. Canada Goose 861 individuals
5. American Crow 609 individuals



2017 Species Highlights

Greater White-fronted Goose: Only the 3rd time on the count last count in 2006

Black Vulture: New high count of (188) beats out (136) just set back in 2016

Turkey Vulture: New high count of (470) up from (219) in 2015

Cooper's Hawk: New high count of (16) up from (14) just set back in 2015

White-breasted Nuthatch: New high count (65) up from (51) in 1993

Brown Thrasher: Not counted since 2013

Savannah Sparrow: New high count of (21) up from (19) in 2007

Lincoln's Sparrow: Last counted in 2014

Long-tailed Duck: New to count. However this was a count week bird so it does not go towards the overall count records. So it would also make the 86th species

Species counted 2017 and not in 2016	Species missed from 2016
Greater White-fronted Goose	Redhead
Great-horned Owl	Double-crested Cormorant
Great-tailed Grackle	American White Pelican
*Long-tailed Duck	Bonaparte's Gull
	Eastern Screech Owl
	Red-headed Woodpecker
	Eastern Phoebe
	Orange-crowned Warbler
	Chipping Sparrow
	Le Conte's Sparrow

Greater Ozarks Audubon Society

61st Christmas Bird Count

Species	2017 Count	2016 Count	2015 Count	High Count	High Count Year	Total Years Counted
Greater White-fronted Goose	1	0	0	1	1962,2006,2017	3
Canada Goose	861	1,208	983	403,146	2010	57
Mute Swan	2	4	5	11	1981	16
Wood Duck	1	1	0	9	1998	21
Gadwall	308	288	269	591	1999	58
American Wigeon	7	22	34	199	1980	49
Mallard	316	388	260	8,000	1958	60
Northern Shoveler	9	23	0	73	1995	28
Green-winged Teal	26	13	12	72	2003	50
Redhead	0	1	2	73	1962	30
Ring-necked Duck	219	187	81	357	2003	44
Lesser Scaup	21	4	7	120	1968	56
Common Goldeneye	11	22	4	43	1999	53
Hooded Merganser	82	81	48	178	1996	56
Wild Turkey	52	192	84	259	2007	29
Common Loon	3	6	0	11	1965	26
Pied-billed Grebe	23	28	27	58	2010	56
Horned Grebe	7	1	4	26	2010	40
Double-crested Cormorant	0	9	25	100	1991	36
American White Pelican	0	10	11	11	2015	7
Great Blue Heron	20	23	16	47	2005	59
Black Vulture	188	136	58	188	2017	12
Turkey Vulture	470	62	219	470	2015	15
Northern Harrier	3	1	0	8	2010	42
Sharp-shinned Hawk	2	1	7	13	2003	44
Cooper's Hawk	16	6	14	16	2017	36
Bald Eagle	9	4	11	13	2012	51
Red-shouldered Hawk	24	11	25	29	2010	33
Red-tailed Hawk	111	28	111	171	2002	59
American Coot	205	33	74	1,000	1962	56
Killdeer	23	24	9	49	1990	56
Wilson's Snipe	5	27	0	36	2005	47
Bonaparte's Gull	0	1	0	19	2014	10
Ring-billed Gull	12	273	662	662	2015	53
Rock Pigeon	452	186	294	2,142	1992	44
Eurasian-collard Dove	21	51	13	148	2006	14

Greater Ozarks Audubon Society

61st Christmas Bird Count

Species	2017 Count	2016 Count	2015 Count	High Count	High Count Year	Total Years Counted
Mourning Dove	455	437	205	1,478	2010	60
Eastern Screech Owl	0	1	1	11	1989	33
Great-horned Owl	1	0	4	22	1989 / 1994	55
Barred Owl	3	1	1	12	1998	46
Rufus Hummingbird	1	1	0	1	1996/2016/2017	3
Belted Kingfisher	25	14	10	60	1998	60
Red-headed Woodpecker	0	1	2	45	2003	52
Red-bellied Woodpecker	127	121	119	152	2014	60
Yellow-bellied Sapsucker	13	7	32	32	2015	56
Downey Woodpecker	94	69	90	132	1999	60
Hairy Woodpecker	6	12	7	19	1999	59
Northern Flicker	40	53	52	76	2010	60
Pileated Woodpecker	5	9	4	15	1986	56
American Kestrel	51	18	41	75	1990	60
Eastern Phoebe	0	1	0	2	2010	10
Blue Jay	289	364	275	674	1986	60
American Crow	609	593	481	638	2012	60
Carolina Chickadee	302	200	268	364	1989	60
Tufted Titmouse	199	148	157	228	1994	60
Red-breasted Nuthatch	4	1	0	9	1999	27
White-breasted Nuthatch	65	43	42	51	1993	57
Brown Creeper	13	12	9	29	1992	54
Winter Wren	4	2	2	11	2010	37
Carolina Wren	145	116	66	154	2006	58
Golden-crowned Kinglet	4	9	9	33	2005	41
Ruby-crowned Kinglet	1	4	4	15	2008	30
Eastern Bluebird	382	184	321	414	2012	59
Hermit Thrush	2	1	2	8	2010	22
American Robin	1,358	273	394	8,348	1993	57
Northern Mockingbird	80	55	81	113	1972	59
Brown Thrasher	1	0	0	11	1981	39
European Starling	5,492	8,145	3,979	645,000	1981	60
Cedar Waxwing	576	89	24	1,106	2014	43
Orange-crowned Warbler	0	2	1	2	2016	2
Yellow-rumped Warbler	91	5	82	225	2003	47
Eastern Towhee	2	4	3	14	1997	40

Weather Underground Report

	Actual	Average	Record
Temperature			
Mean Temperature	45 °F	34 °F	
Max Temperature	59 °F	44 °F	72 °F (1924)
Min Temperature	30 °F	25 °F	-9 °F (1989)
Moisture			
Dew Point	25 °F		
Average Humidity	50		
Maximum Humidity	72		
Minimum Humidity	27		
Precipitation			
Precipitation	T in	0.09 in	1.50 in (1928)
Month to date precipitation	0.05	1.72	
Year to date precipitation	46.08	44.25	
Wind			
Wind Speed	13 mph (South)		
Max Wind Speed	23 mph		
Max Gust Speed	32 mph		
Visibility	10 miles		
Events	Rain		

T = Trace of Precipitation, MM = Missing Value

Source: NWS Daily Summary

Daily Weather History Graph

